



HINO 300

SERIES



CLASS LEADING SAFETY, POWER AND EFFICIENCY

TESTED TO THE LIMITS OF DURABILITY AND RELIABILITY

Quality, Durability and Reliability (QDR) are the principles the Hino reputation and name are built on. Now the Hino 300 Series takes QDR to the next level. With every component, body and engine part tested and retested for performance and longevity in all manner of road and weather conditions. This constant drive and determination to be the best is what sets the Hino 300 Series apart. It combines exciting new standards of technology and safety with a relentless commitment to QDR and delivering over the long run. No wonder Hino have just claimed a 12th consecutive class victory at the legendary tough Dakar Rally.



BUILT FOR SAFETY, READY FOR ANYTHING

Whatever your next job has in store. Wherever the road takes you. The Hino 300 Series is ready for it. It is the safest Japanese truck in its class, featuring Hino SmartSafe, a comprehensive safety package. With class leading power and benchmark levels of performance, it is the only Japanese light-duty truck with a true automatic transmission. Offering enhanced levels of cab comfort, interior ergonomics and innovative technology, it's ready to make driving easier and more enjoyable for you.



INNOVATION AND INFORMATION

Designed for purpose, the cab ergonomics have been enhanced throughout for a high degree of comfort. The instrumentation panel is impressive to look at and intuitive to work with. Innovative features maximise efficiency and driver enjoyment, resulting in a workspace you want to be in.

Telematics (optional)

An ingenious system linking you to your truck(s) 24/7 and in real time. Get up to the minute, pinpoint accurate truck locations, fuel efficiency and safety optimisation reports. It allows you to analyse and compare driver and vehicle performance.

Navigation System (optional)

Get where you need to go more efficiently with the Hino truck-specific satellite navigation system. This system includes live traffic updates - and offers alternate routing, plus 3 years over-the-air map and software updates.

DIN Mounting Holes
All Wide Cab models feature blank DIN mounting holes in the dash for accessories that can be added later.

Multimedia Unit

A large 6.5" high definition, capacitive touch screen is capable of connecting up to 4 multi-position cameras and supports AM/FM and DAB+ radio, Bluetooth music streaming and mobile phone connectivity. The highly intelligent Multimedia Unit also features an Android operating system with Wi-Fi connectivity and the benefit of over-the-air software updates.

Reverse Camera

Waterproofed from the elements, it offers wide view, high definition vision, along with infrared night vision. The system also features a microphone with volume control which allows the driver to hear their surroundings.

Driver Instrument Panel

Featuring a 4.2" TFT LCD Multi Information Display (MID) with an easy to read high contrast instrumentation cluster consisting of an enlarged centralised speedometer with an offset tachometer, a suite of warning gauges and lights. Get instant updates about your vehicle's operations including safety, economy, transmission and vehicle control systems.

Cruise Control

Automatically controls the road speed of the vehicle as set by the driver, which reduces fatigue and can improve overall fuel efficiency.

SAFEST JAPANESE TRUCK IN ITS CLASS

In today’s challenging economy, providing a safe working environment is central to business success, which is why Hino have continually introduced products with class leading safety features. With Hino SmartSafe, these advanced safety features are engineered as standard inclusions, not optional extras. The outcome is a truck that takes an active focus in protecting your life and the lives of other road users.

Anti-Lock Braking System (ABS)*
Heavy braking applications can spell potential danger for drivers and other road users. ABS modulates braking pressure to prevent wheel lock up, if detected it will help the driver to maintain vehicle control and road safety.

Vehicle Stability Control (VSC)*
VSC can prevent the truck from rolling over, understeer, or oversteer situations when entering or exiting a corner too fast by monitoring the steering angle, wheel rotation speed, yaw rate and lateral G forces. VSC is also able to enhance vehicle stability on slippery surfaces by autonomously reducing engine power and applying the brakes to individual wheels, helping to prevent the truck from sliding.

Pedestrian Detection (PD)*
Can detect a pedestrian in front of the vehicle. If the system senses the possibility of a collision, it will warn the driver to apply the brakes using both visual and audible alerts. If the system determines imminent collision, it can autonomously apply the brakes.

Lane Departure Warning System (LDWS)*
Alerts the driver both visually and audibly if the truck is deviating from its lane without the turn indicators being activated.

Pre-Collision System (PCS)*
The system can detect a vehicle in front using radar and image sensors. Should it detect the possibility of a collision, it can warn the driver to apply the brakes using both visual and audible alerts. If the system determines imminent collision, it can autonomously apply the brakes to mitigate damage.

Photographs are representative only and may not reflect actual vehicle colours, accessories, or option packages. Please check with your dealer regarding colour order and timing for delivery.
*The driver remains solely responsible for driving safely. This safety system is a secondary aid to assist the driver and has limitation in recognition and performance. Please refer to the Hino 300 Series Owner's Manual for details on system operation and functionality.

SAFETY COMES STANDARD WITH HINO

The Hino 300 Series offers the most comprehensive safety package offered by a Japanese manufacturer in the Australian light-duty truck market. From the outset, our designers and engineers prioritised safety when planning and building the next evolution of the 300 Series. That meant complementing the already high levels of passive safety, with a suite of additional new active safety systems, making the Hino 300 Series the safest Japanese light-duty truck.

Easy Start

Available on all manual and Hybrid models in the range. Prevents roll-back when starting on hills by maintaining brake force even after the brake pedal has been released.

Daytime Running Lamps (DRL's)

When you increase your visibility, you increase your safety profile. DRL's are designed to announce your presence and run any time the truck headlamps are not being operated. Boasting enhanced aesthetics as well as safety, they are standard on all conventional diesel models.

Four-Wheel Ventilated Disc Brakes

Together with ABS braking, Electronic Brake-Force Distribution (EBD) and Brake Assist (BA), consistent stopping power and stable braking properties are delivered, especially at higher speeds and regardless of how the vehicle is laden.

Cab Safety Cell

The cab is purpose-designed and built to comply with stringent driver and passenger safety criteria. All 300 Series models are constructed to meet UN ECE R29 European crash certification.

Engine Immobiliser

To protect against theft, the engine immobiliser ensures the engine cannot be started unless the factory-supplied key is used.



POWER AND EFFICIENCY AHEAD OF THE REST WITH GREATER DRIVER PERFORMANCE

The Hino 300 Series is equipped with a range of engines including 4 litre and 5 litre common-rail turbo-diesels, which not only meet Euro 5 and Enhanced Environmentally-Friendly Vehicle (EEV) emission standards but deliver an ideal combination of power and efficiency.

Expanded options are available with the introduction of the new 721 models which feature a Gross Vehicle Mass (GVM) 4.5 or 6.5 tonnes and support the high horsepower Hino J05 engine. The new 721 models allow more customers to enjoy the driving performance of Australia's most powerful Japanese-built light-duty trucks.

True automatics across the range

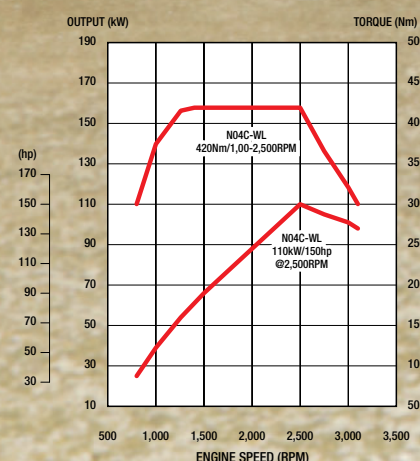
Hino continues to be the only Japanese truck manufacturer to offer the advantages of a true automatic transmission across the light-duty segment. With no power or torque interruption between gear shifts, the Hino 300 Series provides outstanding performance. Offering quicker acceleration, lower whole of life costs, with no clutch replacements.

Manuals across the range

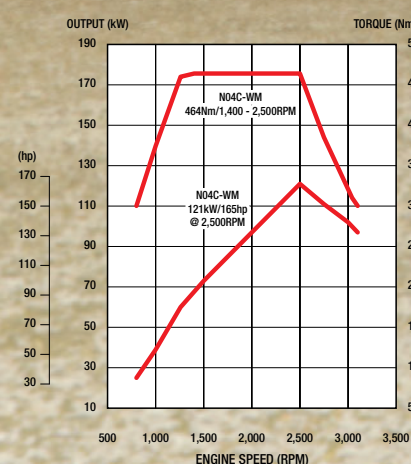
Drivers who still prefer a manual transmission, for Standard Cab models there is a Hino five-speed manual gearbox and for Wide Cab models a Hino six-speed manual gearbox is available.



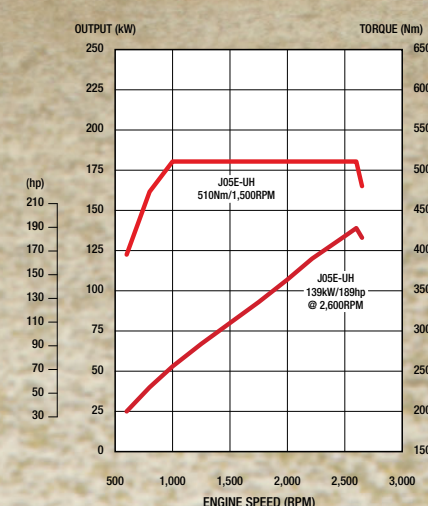
N04C-WL - 4L STD CAB MANUAL AND AUTOMATIC - 4L WIDE CAB AUTOMATIC



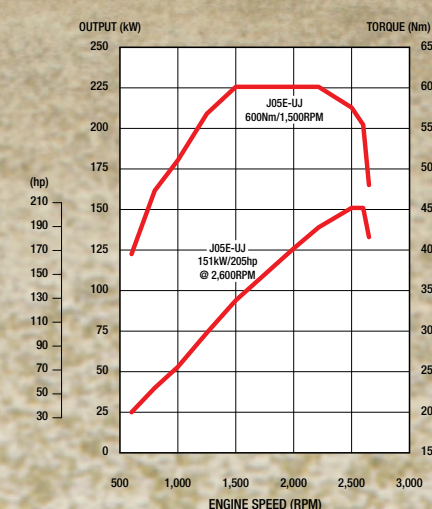
N04C-WM - 4L WIDE CAB MANUAL



J05E-UH - 5L SIX-SPEED MANUAL



J05E-UJ - 5L AUTOMATIC



DESIGNED FOR DRIVERS

Open the door to enhanced levels of comfort and functionality. Advanced ergonomics have been applied in the design, from the tilt and telescopic steering wheel to the adjustable torsion bar suspended driver's seat on all Wide Cab models. There is ample storage throughout the cab and attention to detail extends to the shift lever, which can be folded so you can move across the cab. Hino engineers have designed the 300 Series from the driver's perspective to ensure better accessibility, comfort and ultimately improve the overall driving experience.

Air Conditioning

All models have factory-fitted air conditioning. Crew Cab models feature an additional rear air conditioner unit, which ensures that rear crew passengers remain as comfortable as those in the front.

Steering Wheel Mounted Controls

Another first for a light-duty Japanese truck. The steering wheel mounted controls ensure ease of use of key functions such as Bluetooth phone operation, multimedia unit functions, cruise control operation and multi instrumentation display menus.

Tilt & Telescopic Steering

Easily tilt and reposition the steering wheel up or down for optimum driver comfort. The telescopic steering column is designed with a collision absorbing steering wheel to help protect the driver in the event of a front-on collision.

Storage

Multiple bottle holders are located throughout the cab and the dash has been designed with open storage areas for many smaller items. The centre passenger seat can be folded down to be used as a paperwork tray. Overhead consoles are provided on both the driver and passenger sides.

Driver's Suspension Seat

All models are fitted with an ergonomically designed fully-adjustable driver's seat for maximum comfort. All driver's seats in Wide Cab models feature torsion bar suspension and a large slide adjustment range on inclined rails, accommodating varying occupant heights, maximising comfort and reducing fatigue.

BUILT TO ENDURE

The Hino 300 Series models are built with Quality, Durability and Reliability standards that are expected from a Hino truck. From the ECE certified cab to the corrosion-resistant chassis frames, the Hino 300 Series truly are ‘Built to drive, ready for anything’.

Wide View A Pillars
Wide View A Pillars provide high visibility, improving forward vision and reduces blind spots.

Accessibility
Oversized door openings and a step and handle layout designed with WHS standards in mind, aid ease of cab ingress/egress. The gearshift lever can be folded to allow the driver to slide across to the passenger side if required.

Visibility (Outer Mirrors)
Large, flat, heated and electronically adjustable main mirrors with manually adjustable convex spotter mirrors. This gives the driver a comprehensive view of whatever is behind and to the side of the cab for improved safety. Complemented by the standard reverse camera, the driver has near 360° view of the vehicle’s surroundings.

Aerodynamic Design
The cab has been designed with aerodynamic performance in mind. The rake of the windshield helps air easily flow over the cab for aerodynamic and fuel efficiency.



Entry Step
Large footsteps allow for ease of cab ingress/egress, while helping to keep mud and grit out of the cab.

Photographs are representative only and may not reflect actual vehicle colours, accessories, or option packages. Please check with your dealer regarding colour order and timing for delivery.

HINO HYBRID DELIVERING CLEANER PERFORMANCE

The truck for our times. Low maintenance, comfortable to drive and easy on the environment. Australia's leading Electric Diesel light-duty truck increases business efficiency while reducing fuel consumption and your carbon footprint. With more than 600 Hino Hybrids operating across a diverse range of Australian businesses, the Hino Hybrid is a proven performer in Australia's tough conditions. It offers unique specifications, supports the comprehensive safety package and in-cab technology found in all 300 Series trucks and delivers a cleaner, more efficient transport solution, whilst meeting stringent Euro 6 exhaust emissions standards.

The Hino 300 Series Hybrid is powered by a Hino N04C 4 litre common-rail turbo-diesel engine and the Hino Hybrid electric motor, offering strong low engine speed torque delivery. The electric motor is coupled to the upgraded six-speed automated transmission, which assists with quick and easy gear shifts. There is a new battery which is more compact, a new Hybrid System with new operational software and new inverter technology so performance is enhanced. All these changes result in improved Hybrid operation, improved tare weight and increased productivity.

Compared to a conventional diesel engine truck, the Hino Hybrid driveline can significantly reduce fuel usage and carbon dioxide emissions.



BUILT TO GO AND READY FOR ANYTHING

The Hino 300 Series Built to Go range offers light-duty customers a high quality, cost effective and versatile drive away solution. Featuring class leading levels of safety with Hino SmartSafe and in cab technology found in all 300 Series models, these trucks are the safest Japanese trucks on the market. With an expanded model line-up, offering true automatic across the range, Australia's hardest working trucks are ready to go and can even be driven on a car licence. The 300 Series Tipper, TradeAce, Alloy Tray and SteelAce are Built to Go. Ready for Anything.



GENUINE ACCESSORIES MAKE IT YOUR TRUCK

Turn to Hino Genuine Accessories to enhance your truck’s appearance. Manufactured to our exacting QDR standards, they fit first time, every time. Whether you want the full protection of a bullbar, the surety of a navigation package or the comfort of sheepskin seat covers, you want Hino Genuine Accessories. All backed by a 3 Year Unlimited Kilometre Parts Warranty* when fitted by an authorised Hino dealer.



Premium Bullbar



Weathershield



Heavy-duty Tow Bar Kit



Wheel Cover



Fleet Bullbar



Sun Visor



Dash Mat



Footwell Liner



Rubber Floor Mat



Lane Change Assist System



Dash Camera
(DVR Camera System)



Tyre Pressure Monitoring System



UHF CB Radio



Navigation System



Stone Guard



Seat Covers - Canvas



Seat Covers - Carbon



Seat Covers - Sheepskin

*Please refer to the website for full terms and conditions on 3 years unlimited kilometre parts warranty.

MORE OPTIONS FOR YOU TO WORK WITH

Hino have delivered a large range of light-duty models over the past 20 years and have built an enviable reputation for performance, reliability and safety. With the latest release of the Hino 300 Series, the range has been expanded by the introduction of the 300 Series 721. This model will be of particular interest to tradespeople and local councils, offering enhanced levels of power and torque, making it the most powerful 6.5 tonne GVM Japanese truck in the Australian market. With more than 60 models including Standard, Wide or Crew Cab variants, high horsepower and Hybrid models, Hino have a 300 Series light-duty truck to suit your needs.

Single Cab



Standard Cab 4L



Wide Cab 4L



Wide Cab 5L

Crew Cab



Wide Cab 4L



Wide Cab 5L

Hybrid



Standard Cab



Wide Cab

THE ONLY TRUCK MANUFACTURER WITH CAPPED PRICE SERVICE



Hino is the only truck manufacturer to offer Capped Price Servicing* across the entire range. Capped Price Service makes it easier to work out what pricing to expect at your next service interval giving you the ability to not only budget ahead, but also reduce your overall operating costs. It's never been easier to plan your annual business costs by using the Capped Price Service calculator available on the Hino website.

Did you know Hino also offers Capped Price Brake and Clutch Replacements on 300 Series?

*Visit our website for more information.



Factory Trained Technicians



Advanced Hino Diagnostic Equipment



3 Years Unlimited Kilometre Parts Warranty*



Vehicle Software Updates



Nationwide Network Of Service Centres

DRIVEN TO DO MORE FOR YOU

THAT'S HINO **ADVANTAGE**

We're committed to being by your side, doing everything we can to make it a more satisfying and profitable journey for you. So we've drawn on over 50-years of experience in Australia, as well as our long-standing association with the Toyota Motor Company, to develop a range of support solutions that deliver a comprehensive customer care program. It's called Hino Advantage. It guarantees you a whole range of innovative business-building benefits that will save you money over the long haul.



All Hino trucks are built under our guiding principles of **QDR Quality, Durability and Reliability**



Make better business decisions with data from a **Hino Telematics System**



Go further and pay less over the long run with **Hino Capped Price Service***



Hino Genuine Parts
Your best investment in successfully running a business



Backed by the strength of **Toyota Financial Services**, Hino have a range of options to suit every business



Giving you access to every part of Hino Advantage quickly and easily - including 24/7 **Hino Roadside Assist**



Hino SmartSafe.
A comprehensive safety package with advanced driver-assist technology that takes an active focus in protecting lives.



For further information please visit hino.com.au or call 1300 014 466

Hino Trucks are distributed in Australia by Hino Motor Sales Australia Pty Ltd A.C.N 064 989 724. All efforts have been made to ensure the information contained in this brochure was correct at time of printing or uploading. Hino Motor Sales Australia Pty Ltd reserves the right to alter any details of the specifications and equipment without notice. Hino in so far as it is permitted by law to do so, shall not be liable in any way as a result of any reliance placed by any person on anything contained in this brochure. You should therefore check with your authorised Hino dealer at the time of ordering our vehicle to ensure that colour, specifications, equipment, design features and options are available for the vehicle you are ordering. Please note that some options may only be available in combination with others. Authorised Hino dealers will on request provide up to date information on all accessories, design features, prices and availability. HB300 – 02/2021